

“Making Waves”

*The Newsletter of the
Sydney Model Yacht Squadron*

June 2008

This Issue

- ***Another Maximuss Launched***
 - ***A Versatile Hull***
 - ***Club and IOM News***

Welcome to
SAILSetc

Graham Bantock

Graham Bantock

For all types of fittings and rigging accessories for RC Yachts

Contact Australian stockist:

Australian Radio Yachting Supplies

<http://www.rysa.com.au/>



Disco IOM



Boogie M

BG
Radio Yachts & Sails

**Championship Winning
Radio Controlled Yacht**

Sails

Rigging and Gear

E-mail bgrcyachting@hotmail.com

Tel 0412 590 713

Web site: [http://](http://members.optusnet.com.au/~bgrcyachts/)

[members.optusnet.com.au/](http://members.optusnet.com.au/~bgrcyachts/)


[~bgrcyachts/](http://members.optusnet.com.au/~bgrcyachts/)

Contents

Editor	4
SMMC News	5
IOM News	9
Frequency List	12
Sailing Schedule	13
Contacts List	13
Special Feature	17
Armchair Sailor	19
Bosuns Store	21
The Last Page	22



SMYS News P5



IOM News P10



New Virtual Skipper P19

Cover : Truly a mixed fleet sailing at SMYS, Putney, New South Wales. Bill Shannon's Laser taking on Frank O'Gallagher's Maximuss IOM.

Traplet Publications for

- *Marine Modelling International
- *Traplet Marine Modelling and RC Yachting Books
- *Traplet RC Racing and Scale Yacht Plans

For more information Contact Dave Burns, Manager Traplet Publications Australasia PO Box 501, Engadine, NSW, Australia, 2233.

e-mail: sales@traplet.com.au FAX (AUS) 02 9520 0032, FAX (INT) 61 2 9520 0032





interesting articles for you to read ranging from some interesting local news regarding the number of members and IOM's within the club, a sequel to my mysterious winch problems and some nice pictures from the last few months of sailing at Putney.

"See you next time".
John Bartram
Editor
"Making Waves".

We catch up with some more news regarding local sailing identity Sean Langman's *Wot Rocket* water speed attempt and we take a look at a very versatile RC Yacht hull for those that like a little scale affect to their sailing but without to much effort.

Welcome to this edition of "Making Waves" the newsletter for the Sydney Model Yacht Squadron.

Graham MacKay launches his new Maximuss and also gives a peek at one of his older sailing craft.


It only seems like yesterday that I quickly cobbled together a few words and pictures in a hasty attempt to get a newsletter out for the troops. Well the same has happened again this month, while I'm typing this my loving crew (Gianna and Olivia) are busy upstairs packing my suit case for another working trip overseas to France. *Hope they have packed a few good mag's and the odd Phantom Comic for me top read on the way.*

IOM News surrounds yet another refit of my Robbe Windstar after seeing Brad Gibson's version a few months ago . This will be an ongoing process this winter.

There's a few new weblinks to pure through and the usual funny pic on the last page, this month submitted by Graham Rochester.

I've tried to provide this months "Making Waves" with a variety of in-

Well I wish you all fair winds and pleasant sailing until the next issue of "Making Waves"



Ken Dobbie Radio Yacht Sails

"Sails for all classes, including kit boats, all types including Swing Rig, Shroud less and Walicki. Competitive prices."

26 Winbourne Road, WEST MOONAH, Tasmania. 7009 Australia TELEPHONE: 03 6272 6916 FACSIMILE: 03 6272 6963 MOBILE: 0417 339 803E-mail: kendobbie@netspace.net.au

SMYS First Birthday

Well many said it would never last and that you couldn't sail RC Yachts at Putney but here we are 12 months on and with a growing membership.

SMYS now has 15 members some of which are primary members of the club and a few associate members from surrounding clubs. With 11 IOM's now in the club ranging from Disco's and a TS2 through to 4 Maximuss IOM's, a Kite, a Nimbus and a Blowfly. Also sailing on a mixed fleet basis are a couple of Lasers, a J75 Jester and a scale Timpenny Trailer Sailer .

Well done to all concerned who have committed to prove that the unachievable was achievable.

Jaycar Parramatta

For those that shop for all their electronic bits and pieces at Jaycar Electronics in North Parramatta be advised that this shop will be moving shortly to a new premises located at Victoria Rd Rydalmere.

Corroded Wiring

Further to last months article on corroded wiring I had dispatched my Smartwinch back to RMG in South Australia. Rob Guyatt of RMG had serviced the winch motor, gears and replaced the main power wiring all for \$30 including postage and it was back ready to be fitted to the boat within a week. Rob could not find any electronic defects with the winch as was thought in the previous newsletter but further sailing of the boat revealed an

inter mitten signal coming from the Radio Transmitter. Each time the radio moved and the antenna flexed a little the signal was lost. This was proven by switching to another Transmitter and the problem with the winch disappeared. Closer inspection of the faulty Transmitter revealed that corrosion had started at the base of the antenna inside the box itself.

Skippers should avoid touching their antennas with hands that have just been in saltwater and a light coating of petroleum jelly on the antenna will help stop this from happening in the future.

Many thanks to RMG for their excellent service of my winch.

Ed



The authors Maximuss bearing down on John Pellicano's J75 Jester .

SMYS News cont.....



John Pellicano with his Jester .



John Pellicano and Frank O'Gallagher sailing at Putney.



Frank O'Galagher's new integral IOM finbox.

(L) Wet Launch!, no problems with a cheap pair of fishing waders .



With summer just around the corner don't forget to pack the following:

**Hat
Sunglasses
Sunscreen
and a
Cool Drink**

weather zone

For all your local weather forecasting needs log onto Weatherzone.

<http://www.weatherzone.com.au>

For Putney/Kissing Point Bay weather just type in 2112 into the city/postcode search field. This site also gives you Australia wide weather conditions with short term and long term forecasts along with the ability to analyse today's or yesterdays weather conditions.

SMYS News cont.....



Graham McKay and his new build Maxi-muss on it's first day out.



Sean Macairn (L) getting some rigging advice from on his new Disco form previous owner Graham Rochester



John Bartram's prototype Maximuss (L) and Graham Mckays Maxi-muss (R)



Ian Duncan and his partially built Maximus Hull. Nice job Ian!.

SMYS News cont.....

Another Disco in the Club.

I had the good fortune of meeting a Sean MacCormaic last week (see photo on previous page) and he seemed to be extremely keen to get into RC Yachting after having sailed large yachts for most of his life. It was very fortunate that Graham Rochester wanted to sell off one of his two Discos (Rebecca Richards old boat, sail number 182). Sean purchased the boat during the week and turned up on the next Saturday for his first sail and by all accounts it was a very short training period and Sean was out circling the marks and chasing other IOM's. Once I got home that night I received the following e-mail for Sean.

Hi Bart,

Just a quickie to let you know how pleased I am with the day on the water at Putney.

The Disco is a beautifully balanced little boat and it is very forgiving of the skipper's errors. Thanks again for pointing me in the right direction on the purchase. I was looking out at the yachts on their moorings and I was quite pleased that I now had an RC sailboat instead of one of those. The guys I met today are a great bunch, very friendly and helpful. I collided with one of them at one stage and he apologised, but it was really my fault, I took my eye off the ball at a critical moment. That's a mistake I won't make again, the boats sail so fast and they are so responsive to the helm, you have to keep you mind on the job. I have no intention of following up my original inquiry for membership of the Nor'west group, I will stick with the salt water sailors of the SMYS and enjoy sailing with a congenial bunch of sailors.

While you are away I will get some practice in on the handling and hope to be much more proficient by the time you get back. I won't be able to sleep tonight, I've got so much running through my mind already with plans to organise my gear for the boat etc. I thinks that's definitely the bug!!

Enjoy as much of your trip (to France) as time permits and catching up with your IOM friends over there.

Regards Sean



Right, Sean's new Disco blasting along in gusting, top of A-Rig conditions at Putney during his first sail of an RC Yacht.

Sarge's 4th Refit

The oldest IOM in the fleet, my Robbe Windstar named *Sarge* continues to soldier on. This month has seen it up on the workbench for a total strip down and rebuild. After seeing photos of Brad Gibson's Windstar that he used in the UK (see *previous newsletters*) I thought it was time to sort out the complicated rigging used on the winch and its associated sheets. This involved repositioning the winch from its aft position near the main hatch further forward adjacent to the left hand side of the mast.


Once stripped back the poor old boat looked more like a piece of Swiss cheese after having many holes drilled in the deck over the years during its many refits. The first task has been to reinforce and fill these holes using glass cloth, resin and filler. Once this is done a foredeck reinforcement consisting of wire saddles glassed into the bottom of the hull and another under the foredeck joined together with Dacron cord to help take the loads imparted on the foredeck by the large forestay loads were fitted.

A new style fibreglass hatch cover with a Sails etc...radio pot glued into it will be fitted next, no more having to tape the hatch on each and every time the boat is sailed.

More news as the refit progresses.

Ed

Below, The Sarge, all stripped down for a winter upgrade.



Above, Close up of some of the Swiss cheese style holes that litter Sarge's deck after a number of refits and running rigging changes over the years.

IOM News cont....

New Maximuss Launched

After what seems like a year in the making Graham Mackay launched his new IOM, a Maximuss from Frank O'Gallgher's molds. Graham has incorporated a few of the modifications that came about from the continued evolution of John Bartram's prototype Maximuss. The boat performed well on it's first outing with minimal adjustment, keeping up and overtaking the other Maximuss and Disco's present.

Graham has not just been busy sailing his RC Yacht at Putney but has also found time to sail his sailing dinghy that he built from a plan many years ago, see pic's below.
Ed



*(Right) Graham MacKay's new Maximuss on the workbench and hitting the water for the first time.
(Left) Graham's other boat, his personal sailing dinghy.*



Canterbury Sailplanes

Hitec 2 and 4 Channel 40 MHz R/C sets


HS815BB Mega Sail Arm

HS 725BB Sail Winch Servo

Email; carey@flycs.co.nz Ph +64 3 344 9216 Fax +64 3 344 9217 for more info

Under New Management

Check out our Competitive Prices



SmartWinch



High performance intelligent sailwinch servos

380HD Heavy duty 380D

380D A Class

280DL EC12

280D IOM, M, IOR

We also offer a range of drum options including standard and wide doubles and singles all in 3 diameters.

Now available, New 'Z' Tapered Spiral Drums

FLASH Digital Voltage Display

Reads battery voltage from 3.8 to 12.3 volts

RMG SAILWINCH

66 Radford Rd, Angaston 5353 SOUTH AUSTRALIA

ph:08 8564 2444, fax:08 8564 3474

rob@rmgsw.com, www.rmgsw.com

Frequency List

SMYS Frequency List as of the 01/06/08

<u>27 Megahertz</u>		
<u>29 Megahertz</u>		
Ch	Frequency	Skipper
10	29.725	Res for J.Pellicano
12	29.745	
14	29.765	B.Shannon/J Pellicano
16	29.785	Colin Thorne
18	29.805	Graham McKay
20	29.825	
22	29.845	
24	29.865	SMYS Club Boat
26	29.885	
28	29.905	
30	29.925	
32	29.945	Ian Duncan
34	29.965	Paul Derwent (IOM)
36	29.985	Andrew Campbell

<u>36 Megahertz</u>		
Ch	Frequency	Skipper
601	36.010	
603	36.030	
605	36.050	
607	36.070	Bill Shannon (Soling)
609	36.090	
611	36.110	
613	36.130	
615	36.150	
617	36.170	
619	36.190	
621	36.210	
623	36.230	
625	36.250	
627	36.270	
629	36.290	
631	36.310	
633	36.330	John Bartram
635	36.350	
637	36.370	Ronald Notter
639	36.390	
641	36.410	
643	36.430	Chris Robinson
645	36.450	
647	36.470	
649	36.490	Frank O'Gallagher
651	36.510	
653	36.530	Steve Menown
655	36.550	
657	36.570	Andrew Tuft
659	36.590	

<u>40 Megahertz</u>		
Ch	Frequency	Skipper
	40.665	
	40.675	
	40.685	
	40.695	
	40.715	Graham Rochester
	40.735	
	40.765	
	40.785	
	40.875	
	40.925	

Shared Frequencies

First name has priority. Ensure second name is not operating radio before switching on.

? = Member has not renewed or sailed for 6 weeks and frequency may be reallocated.

TBF = To be Finalised

Wait list.

Sailing Schedule

Sydney Model Yacht Squadron Sailing Schedule 2008

June 7th and 21st
July 5th and 19th
August 2nd, 16th and 30th
September 13th and 27th
October 11th and 25th
November 8th and 22nd
December 6th and 20th




Sailing from Kissing Point Park, Kissing Point Bay (Adjacent to Kissing Point Boat Ramp), Chadwick St (off Delange Rd) then drive into the public park at the end of the street.

Members Contacts

Bartram	John	9630 3770
Bartram	Gianna	9630 3770
Campbell	Andrew	9969 6041
McKay	Graham	9674 5797
Menown	Steve	9632 4282



PG MODELISME OF FRANCE



Micro Magic 50cm Racing Yacht (*above and centre*) and the Mistral 65cm Racing Yacht (*left*). All in Semikit, Kit or Completed Boat



IOM's

Olympic (*top left*), Dream 2 (*left*) and NG Quatro (*above*).

Available in Semikit, Kit or Completed Boat.



Various Fittings and Sails for all Classes



Marbleheads

Three of the Eight different Marbleheads produced by PG Modelisme in Semikit, Kit or Completed Boat.



Multihulls

PG Modelisme produce Min40 and 2Metre Trimarans in Semikit, Kit or Completed Boat.

For more Information on PG Medelisme's Products contact:

Pierre Gonnet, PG Modélisme
4, boulevard Chandeysson
26700 PIERRELATTE
N° TVA : FR 26 391 041 472 NAF 748 K
TEL / FAX : 33 475 96 48 65
www.pgmodelisme.com
e-mail : contacts@pgmodelisme.com
: gonnetpierre@hotmail.com







Note: For Pricing ask for Tarif documents for each class

AC Cup Yacht



1.45M kit
of
Americas Cup
Racer.



Traplet Publications for Magazines and Books



Traplet Publications for Videos and DVD's



For more information Contact:
Dave Burns, Manager Traplet Publications Australasia PO Box 501, Engadine,
NSW, Australia, 2233. e-mail: sales@traplet.com.au
FAX (AUS) 02 9520 0032, FAX (INT) 61 2 9520 0032

Special Feature

Dulcibella, A Versatile Model.

With only 8 ribs and 4 planks to form the hull of this traditional model yacht it is amazing to see what a contrast can be had by fitting a number of different rigs to a standard hull shape. The Dulcibella can be rigged as a Bermudian sloop, gaff rigged sloop, ketch, junk and even a lateen rig.

Along with the several different rigs are different deck and deckhouse structures to suit each type. Of hard chine design the yachts are fairly easy to build and could be scaled up or down quite easily. Once completed these stylish, classic yachts look anything but a simple build boat.

There are several photos of the various types on this page and over the next page.

Plans for all the different types are available to order over the internet via <http://www.dulcibella-modell.de/>.



Ketch version.



8 Ribs, keel and chines in position.



Same hull, different rig, this time as a gaff rigged sloop.



Bermudian and Gaff Rigged Sloop versions sailing together.



Lateen rigged working boat version.

Special Feature cont...



Semi completed model.



All of the models seem to be able to handle open water very well.



Very realistic, except for the plastic shinny hair



This picture shows off the simple but effective hull and deckhouse construction.



The SMYS Risk Assessment Document is now available. All members are required to read this document for their own safety during sailing at the Kissing Point Bay, Putney venue.

Special Feature cont...

A bit more news to add to last edition's article on the *Wot Rocket* sent in by Paul Derwent from Dobroyd RC Laser Club.

Today was the day *Wot Rocket* creator Sean Langman was dreading. Having to exit *Wot Rocket's* pod as it quickly filled with salt water was proving nightmare material and when the pod was dropped almost three metres into the water off Woolwich Dock to test its strength as well as that of its crew, Langman was out the door within seconds.

Kitted out with breathing apparatus, safety harnesses and crash helmets, the *Wot Rocket* crew of pilot Sean Langman and co-pilot Martin Thompson completed a successful emergency evacuation simulation today at Woolwich Dock while principle sponsor Graeme Wood looked on.

Sailworld News.



Armchair Sailor

Here's a link for those that just like trawling through club websites from around the world. There's a few RC Yacht Clubs scattered amongst this extensive list of Model Boat an Yacht Clubs so try,

<http://www.towerhobbies.com/rcwboatclub.html>



Armchair Sailor Weblinks

Associations and Clubs

Australian Radio Yachting Association
www.radiosailing.org.au

New South Wales Radio Yachting Association
www.radiosailingnsw.org.au

IOM Ireland, Irish IOM Site
www.iomireland.org

International One Metre Site
www.iomclass.org

International One Metre Forum
www.iomclass.org/phpBB2

International Sailing Federation
www.sailing.org

ISAF Radio Sailing Division
(+IOM Rules)
www.radiosailing.org

UK Model Yachting Association
www.radiosailing.org.uk

American Model Yacht Association
www.modelyacht.org

New Zealand RC Yachting
www.radioyachting.com

RC Yacht Plans

Simple Build IOM Plans
www.modellsegeln-bodensee.de/bootsbau.php

Free 10 Rater Plans
modelyacht.org/10rater.html

Free IOM Plan for Scharming Mk8
www.classe1metre.org

Free IOM Design
www.iomclass.org/phpBB2/viewtopic.php?t=1074

Free downloadable Yacht Designs
modellsegeln.net/links

IOM , 3R Plans
www.shermanyachts.com/informational/

MMI Free RG 65 Plan
www.marinemodelmagazine.com/downloads/?cid=3686

More Free RG65 Plans
<http://www.rg65.de/plaene.php>

Suppliers and Businesses

Power Sails NZ
www.powersails.radioyachting.com

Frank Russel Designs
www.hotkey.net.au/~frussell/

Radio Yachting Supplies Australia
www.rcyachts.net/rysa

RMG Smartwinch,
www.users.bigpond.com/rmgsw

Brad Gibson Radio Yachts & Sails
freespace.virgin.net/bgrc.yachting/

Victor Model Products (Soling 1M)
www.victor-model.com

Boatbooks (boat book shop)
www.boatbooks-aust.com.au

Marine Modelling Int Magazine
www.traplet.com

Rod Carr Sails
www.carrsails.com/

General Interest (International Classes)

Detailed catalogue of IOM's and Marbel-heads
thesailor1.tripod.com/index.htm

German IOM Kite Project
modellsegeln.net/kite/kiteIOM

Hull Building Information
www.ourwalden.bizland.com/rcsailing/

One Metre Web site
www.onemetre.net

General Interest

RG65's
<http://www.rg65.com/portal/index.php>

Sailing Simulator
<http://www.virtualskipper-game.com/en/liens/index.php>

Wind Warrior Yachts

www.windwarrioryachts.com

The Footy 12 inch RC Yacht
homepages.ihug.co.nz/~bsmack

Italian RC Yachting Info
www.velarc.it

General and RC Yachting Info
www.bridgeboats.fut.net/

Australian 1.5 metre Class
www.nmsc.bravehost.com/

Mini 12 Meter Yachts
www.mini12.ca/

K-Klasse RC Yacht
www.k-klasse.nl/

Sailing Simulator Software
(Free Demo D/Load)
www.sailsimulator.com

Classic, Vintage and Scale

J Class RC Yachts
www.cs.unr.edu/~arnold/jclass/

Classic Sailing Vessels
www.john-dowd.co.uk

Scale Model Boat Yard
www.scalemodelboatyard.co.uk

Vintage Model Yacht site
www.themodelyacht.com

Traditional Model Yacht Design Information
www.swcp.com/usvmyg/design/design.htm

RC Scale Sailing Vessels
www.scalesailing.org/

Bosun's Store

Abbey Archery

Supplier of Aluminium and Carbon Fibre
Arrow shafts (ideal for jib and main
booms)

U10/8 Victoria Ave Castle Hill 2154
8850 6400

Cut to Size Plastics

For all High Impact Polystyrene Sheet, Rod
and
tube etc.....Buy direct and save money.
24 Whiting st Artarmon

9439 7066

Radio Yacht Supplies Australia
Supplier of Model Yacht Fittings, Hulls,
Plans, Masts and Sails
17 Golden Oak Crescent Carindale QLD
4152, Ph (07) 3343 6711



DRAFTEX

A good source of Mylar Drafting Film used for
Yacht Sails.

Victoria Rd Gladesville

RUBBER PRODUCTS

For all o-rings grommets and a multitude of
other rubber products try Grippy Rubber
Products of 253 Victoria Rd, Rydalmere
NSW, Ph 9898 9688

or
Any Clark Rubber Outlet

Mr Ply and Wood

Looking for that elusive thin plywood sheet at
the right price then try Mr Ply and Wood.

Castle Hill Hobbies

RC Equipment, Batteries, Balsa Wood,
Glues and Paints etc...
Castle Hill Rd, Castle Hill
www.castlehillhobbies.com.au

Ph 9680 2976 ask for George and Leanne

Challenge Sailcloth

1/5 Clyde St, Rydalmere
ph 9638 1333

MINIMUMM 750MM RACING YACHT

For details on the Minimum
contact Frank O'Gallager on
9871 2858

Allplastics Engineering

Plastic Sheet and Rod etc...
Unit 20/380 Eastern Valley Way
Chatswood

9417 6111

The Last Page!



*"It's only going to be a mild winter at Putney this year!"
Photo of a cruiser somewhere in the Northern Hemisphere sent in by Graham Rochester*



*"This one will be hard to launch, check out the trailer, I'd hate to see the cradle.
Photo from Graham Rochester.*