

“Making Waves”

*The Newsletter of the
Sydney Model Yacht Squadron*

August 2008

- This Issue**
- **Project-X**
 - **Captain McKay's Big Day Out**
 - **Star 45**

Welcome to
SAILSetc

Graham Bantock

Graham Bantock

For all types of fittings and rigging accessories for RC Yachts

Contact Australian stockist:

Australian Radio Yachting Supplies

<http://www.rysa.com.au/>



Disco IOM



Boogie M

BG
Radio Yachts & Sails

**Championship Winning
Radio Controlled Yacht**

Sails

Rigging and Gear

E-mail bgrcyachting@hotmail.com

Tel 0412 590 713

Web site: [http://](http://members.optusnet.com.au/~bgrcyachts/)

[members.optusnet.com.au/](http://members.optusnet.com.au/~bgrcyachts/)

[~bgrcyachts/](http://members.optusnet.com.au/~bgrcyachts/)

Contents

Editor	4
SMMC News	5
Frequency List	11
Sailing Schedule	12
Contacts List	12
Special Feature	16
Armchair Sailor	19
Bosuns Store	23
The Last Page	24



SMYS News P5



Special Feature P16

*Cover : Graham McKay's IOM Maximuss
Ghosting along in a light breeze
at Putney .*



Some Funnies P20

Traplet Publications for

- *Marine Modelling International**
- *Traplet Marine Modelling and RC Yachting Books**
- *Traplet RC Racing and Scale Yacht Plans**

For more information Contact Dave Burns, Manager Traplet Publications Australasia PO Box 501, Engadine, NSW, Australia, 2233.

e-mail: sales@traplet.com.au FAX (AUS) 02 9520 0032, FAX (INT) 61 2 9520 0032





Welcome to this edition of "Making Waves" the newsletter for the Sydney Model Yacht Squadron.

Well winter is upon us again and only the brave and foolhardy regularly turn up for Saturday arvo sailing at Putney, but many others are preparing themselves for the approaching Spring and Summer. Several skippers are either building new boats or refurbishing their current ones as we speak.

This edition sees a variety of SMYS news articles ranging from what has Graham McKay has been getting up to through to a new design for a basic racing yacht known as *Project - X*.

This edition's Special Feature covers the Star 45 RC Racing Yacht, a semi scale replica of the International Star Class Olympic Racing Yacht from the US with some interesting photographs of old, full size Star Class Yachts as well as Star 45's under construction.

A bit more news on the progress of Wotrocket in its attempt for the speed record for sailing craft and a look at a book covering the design and construction of model racing yachts from 1902.

Also this edition sees SMYS skipper Graham Rochester submitting several intriguing

sailing photographs that he has found while trawling through the internet to share with us all .

So whether you're out on the river sailing with the rest of us, hold up in your workshop building or just sitting back in your armchair enjoying a read its time to batten down the hatches for the mid winter edition of "Making Waves"

Kind Regards

John Bartram

Editor

"Making Waves"

The newsletter of the Sydney Model Yacht Squadron.



Ken Dobbie Radio Yacht Sails

"Sails for all classes, including kit boats, all types including Swing Rig, Shroud less and Walicki. Competitive prices."

26 Winbourne Road, WEST MOONAH, Tasmania. 7009 Australia TELEPHONE: 03 6272 6916 FACSIMILE: 03 6272 6963 MOBILE: 0417 339 803E-mail: kendobbie@netspace.net.au

Will the Real Graham Mckay please Stand Up!

SMYS Skipper Graham Mckay (shown at bottom right getting ready to launch his IOM) became the Captain of the Pope's Flotilla during the recent visit of the Pope to Sydney for the World Youth Day Celebrations. Graham swapped his SMYS uniform of sunhat and waders for something a little more fitting a man of his position as the Captain of Captain Cook Cruises Sydney 2000, the vessel used to transport the Pope around Sydney Harbour. No doubt Graham will be looking for a little divine intervention this season in the form of some 1st places with his IOM.

Editor



The Popes Vessel for the day, the Sydney 2000 under the command of SMYS skipper Graham McKay.



Graham at work on the Bridge Wing.



Hard to tell the difference in Uniform!, Graham getting ready to sail his IOM.

(Continued on page 6)

SMYS News cont.....



*Bill Shannon (Left) and Ron Notter (Right)
Preparing their Lasers*



*Laser AUS 77 gliding past the
start/finish marker.*

Lasers At Play

Saturday July the 19th saw the return of Ronald Notter after his busy summer as photographer for Drummoyne Sailing club. Ron bought his RC Laser down for a sail giving Bill Shannon

another Laser to compete against,. Both Lasers sailed well on their B Rigs in moderate conditions and got amongst the action with the IOM's as well, *nice to have you back Ron.*

Jaycar Parramatta

Last Newsletter I mentioned that the electronics shop *Jaycar* that was situated in North Parramatta had moved to Rydalmere. For those needing a location for the new store I have

**Pack the following for Summer:
Hat, Sunglasses, Sunscreen
and a Cool Drink**

**Pack the following for Winter:
Warm clothing, jacket and a hot
drink.**

weather zone

For all your local weather forecasting needs
log onto Weatherzone.

<http://www.weatherzone.com.au>

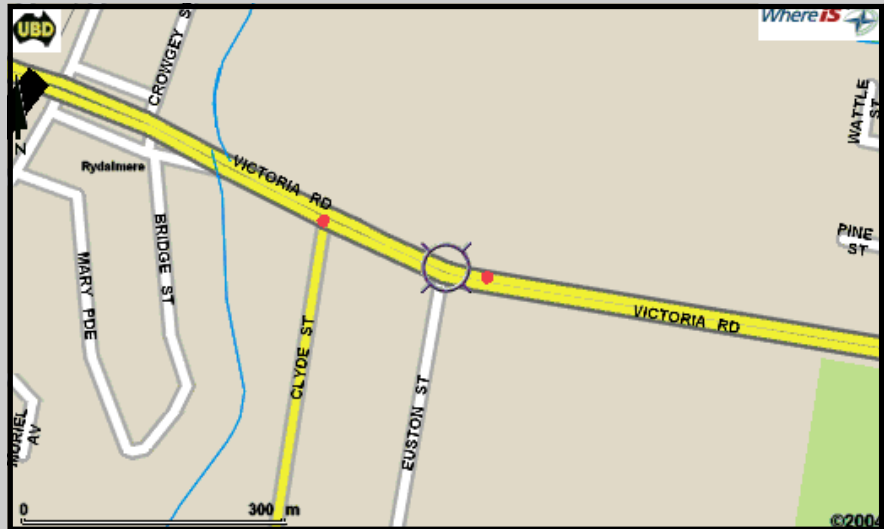
*For Putney/Kissing Point Bay weather just
type in 2112 into the city/postcode search
field. This site also gives you Australia wide
weather conditions with short term and long
term forecasts along with the ability to ana-
lyse today's or yesterdays weather condi-
tions.*

SMYS News cont.....

added a copy of the map from the Telstra website (right).

Restoration Project

John Pellicano has been busy recently by undertaking a challenging restoration of a small RC Yacht for a local youth. The yacht in question is one of FAI's small Oceanis 600's. These unique hand built but still mass produced yachts come from Vietnam and have a balsa planked hull that has been sealed on the inside with resin and sheathed on the outside with fiberglass prior to painting. The boat itself was in a bad



Jaycar Electronics location, 320 Victoria Rd, Rydalmere.



Bill and Ron's Lasers sailing together at Putney.




Lasers and IOMs battle it out at the Wing Mark.

SMYS News cont.....

way when John brought it down to the Bunker for an initial look. The RC gear in the boat was corroded badly and could not be saved so was removed. There were deck cracks that needed repair as well as one of the internal frames. The rig also needed a tidy up to remove all traces of corrosion. Hopefully John will have this project finished soon and we can see some pic's of the boat back in action.



Oceanis 60 similar to the one being restored by John Pellicano



Interior of the Oceanis 60 showing the hand laid planks that form the hull.

Project X

Amongst IOM refurbishments and completion of another new IOM , Project X (see drawing and photos at right) has reared it's head again this winter with skippers showing interest in a rugged and reliable boat that can be built by the average skipper using only products from the hobby shop and the hardware etc...Preliminary drawings and a basic hull are now complete and phase two has started in the form of weight and balance adjustments prior to completing the plan.

The boat has been designed so that it and all it's rigs, RC equipment and simple tools can all fit in a box not much bigger than the boat itself and be placed on the backseat of the car or carried on public transport without the need for the large and cumbersome rig bags associated with IOMs and alike.

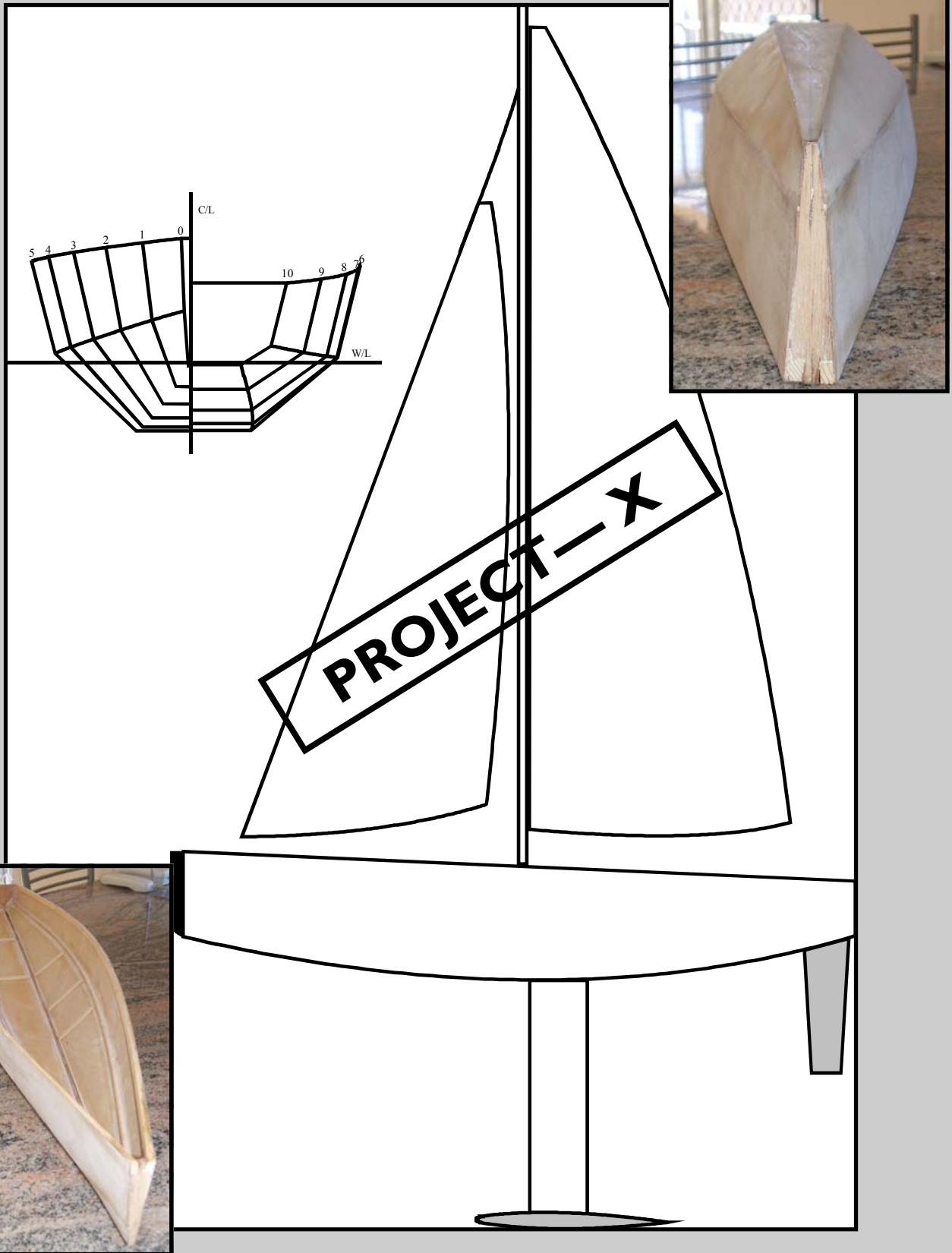
The hull is one metre in length and is of a hardchine style made from thin ply to simplify building. It is envisaged that the boat's displacement will be somewhere in the vicinity of 3.5kg's and will utilise the same sail style and area as the Soling One Metre.

A simple Hitec drum winch will be suitable for the boat but some may wish to use an arm winch instead.

More news to follow as the next prototype hull and rig nears completion sometime nearer to the end of this year.

Editor

SMYS News cont.....





Canterbury Sailplanes

Hitec 2 and 4 Channel 40 MHz R/C sets


HS815BB Mega Sail Arm

HS 725BB Sail Winch Servo

Email; carey@flycs.co.nz Ph +64 3 344 9216 Fax +64 3 344 9217 for more info

Under New Management

Check out our Competitive Prices



SmartWinch



High performance intelligent sailwinch servos

380HD Heavy duty 380D

380D A Class

280DL EC12

280D IOM, M, IOR

We also offer a range of drum options including standard and wide doubles and singles all in 3 diameters.

Now available, New 'Z' Tapered Spiral Drums

FLASH Digital Voltage Display

Reads battery voltage from 3.8 to 12.3 volts

RMG SAILWINCH

66 Radford Rd, Angaston 5353 SOUTH AUSTRALIA

ph:08 8564 2444, fax:08 8564 3474

rob@rmgsw.com, www.rmgsw.com

Frequency List

SMYS Frequency List as of the 01/06/08

<u>27 Megahertz</u>		
<u>29 Megahertz</u>		
Ch	Frequency	Skipper
10	29.725	Res for J.Pellicano
12	29.745	
14	29.765	B.Shannon/J Pellicano
16	29.785	Colin Thorne
18	29.805	Graham McKay
20	29.825	
22	29.845	
24	29.865	SMYS Club Boat
26	29.885	
28	29.905	
30	29.925	
32	29.945	Ian Duncan
34	29.965	Paul Derwent (IOM)
36	29.985	

<u>36 Megahertz</u>		
Ch	Frequency	Skipper
601	36.010	
603	36.030	
605	36.050	
607	36.070	Bill Shannon (Soling)
609	36.090	
611	36.110	
613	36.130	
615	36.150	
617	36.170	
619	36.190	Sean McCormaic
621	36.210	
623	36.230	
625	36.250	
627	36.270	
629	36.290	
631	36.310	
633	36.330	John Bartram
635	36.350	
637	36.370	Ronald Notter
639	36.390	
641	36.410	
643	36.430	Chris Robinson
645	36.450	
647	36.470	
649	36.490	Frank O'Gallagher
651	36.510	
653	36.530	Steve Menown
655	36.550	
657	36.570	
659	36.590	

<u>40 Megahertz</u>		
Ch	Frequency	Skipper
	40.665	
	40.675	
	40.685	
	40.695	
	40.715	Graham Rochester
	40.735	
	40.765	
	40.785	
	40.875	
	40.925	

2.4 Spectrum
John Pellicano

Shared Frequencies

First name has priority. Ensure second name is not operating radio before switching on.

? = Member has not renewed or sailed for 6 weeks and frequency may be reallocated.

TBF = To be Finalised

Wait list.

Sailing Schedule

Sydney Model Yacht Squadron Sailing Schedule 2008

August 2nd, 16th and 30th
September 13th and 27th
October 11th and 25th
November 8th and 22nd
December 6th and 20th



Sailing from Kissing Point Park, Kissing Point Bay (Adjacent to Kissing Point Boat Ramp), Chadwick St (off Delange Rd) then drive into the public park at the end of the street.


Club Contacts

Bartram
McKay
Menown

John 9630 3770
Graham 9674 5797
Steve 9632 4282



PG MODELISME OF FRANCE



Micro Magic 50cm Racing Yacht (above and centre) and the Mistral 65cm Racing Yacht (left). All in Semikit, Kit or Completed Boat



IOM's

Olympic (top left), Dream 2 (left) and NG Quatro (above).

Available in Semikit, Kit or Completed Boat.



Various Fittings and Sails for all Classes



Marbleheads

Three of the Eight different Marbleheads produced by PG Modelisme in Semikit, Kit or Completed Boat.



Multihulls

PG Modelisme produce Min40 and 2Metre Trimarans in Semikit, Kit or Completed Boat.

For more Information on PG Medelisme's Products contact:

Pierre Gonnet, PG Modélisme
4, boulevard Chandeysson
26700 PIERRELATTE
N° TVA : FR 26 391 041 472 NAF 748 K
TEL / FAX : 33 475 96 48 65
www.pgmodelisme.com
e-mail : contacts@pgmodelisme.com
: gonnetpierre@hotmail.com



Note: For Pricing ask for Tarif documents for each class

AC Cup Yacht





1.45M kit of Americas Cup Racer.






Traplet Publications for Magazines and Books



http://www.modelvacht.org/star45.html



Traplet Publications for Videos and DVD's



For more information Contact:
Dave Burns, Manager Traplet Publications Australasia PO Box 501, Engadine,
NSW, Australia, 2233. e-mail: sales@traplet.com.au
FAX (AUS) 02 9520 0032, FAX (INT) 61 2 9520 0032



The Star 45

This month's special feature focuses on an old favourite of mine called the Star 45. I think what attracts me to it is that it is large, simple to build, of a hardchine nature yet looks like a real yacht. The Star 45 is a 45 inch hard chine hull designed as a semi scale model of the full size Olympic Star Class Yacht.

The original International Star Class Olympic Yacht is an American design that dates back to 1910 when it was first designed as a one design racing yacht for skippers who were not terribly wealthy. It started life with a large gaff rig which had some three feet of it's mainsail hanging out past the end of the transom but after experimenting with rigs the boat ended up with the traditional rig in the 1920's that it still uses today.

For those of you that would like to read more about the International Star class and it's history try the following web site <http://www.starclass.org/history/pictorial-1.htm> it has a great historical section as well as some fantastic photos of old Stars.

The Star 45 is sailed in various clubs throughout the American Model Yachting Association and can either be built using the plans specified in the rules or can be purchased as a kit from one of a number of AMYA approved manufacturers.



An early Star Class Yacht heeling nicely.

Plans are available via the AMYA Ships Store for about \$18.00 US for the scratch builder and kits can be purchased via the AMYA sponsors section located at <http://www.modelyacht.org/suppliers/suppliers.html>.



A prize winning Star 45, quite a large boat for very little money.


One noticeable change in the Star 45 compared to the full size Star is the model version uses a longer high aspect ratio fin and bulb assembly to assist in balancing the huge rig along with a spade type rudder (see photo on next page).

Both of the following websites contain a great deal of information on building a Star 45 from scratch including lots of construction photographs as well as downloadable plans for building a Star 45.

<http://woodstar45.blogspot.com/>

<http://www.mainzone.com/star45frames/>.

Special Feature cont...



Partly completed scratch built Star 45' hulls.



One concession to the Star 45's scale appearance is the fin, bulb and rudder.



Completed Star 45 Balsa wood hull ready for glassing.

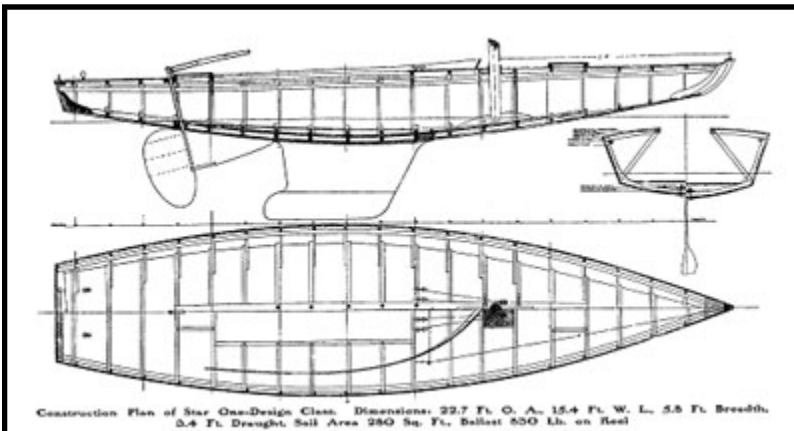


The SMYS Risk Assessment Document is now available. All members are required to read this document for their own safety during sailing at the Kissing Point Bay, Putney venue.


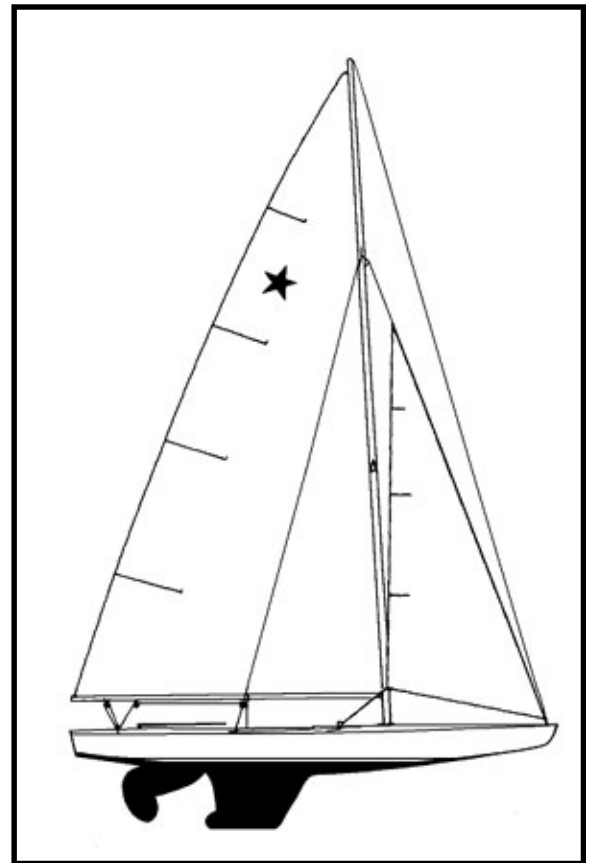
Special Feature cont...



Old versus New, an old Star and it's crew (left) belting along in a stiff breeze, crew would hike out over the side and just hang on hoping for the best. Today's modern Star crews have added advantage of trapeze gear to assist them when hiking out.




Post 1920 style Star class yacht drawings (left and right).



(Left) An early Star in a big blow with crew hanging their body weight over the windward side.

Special Feature cont...



Underwater and above water shots of Wotrocket on it's first outing.

WOTROCKET's First Outing

For those following the unfolding story of renown Sydney yachtsman Sean Langman and his attempt at the speed record for a sailing craft try the web address below for some great first glimpse, on water and underwater shots of Wotrocket out for a first sail.

<http://www.bymnews.com/photos/thumbnails.php?album=582&page=3>

Armchair Sailor


Vintage Model Yachts

For those of you that like a bit of vintage model yacht action I stumbled across this book (right) in a recent edition of Marine Modelling Magazine. I've sent away an order for one so I'll tell you how it is next newsletter.

"Curved Air Press" is a website devoted to vintage model yachting and has a number of books about vintage model yachting so check out the website listed at the end of this paragraph for more details.

Editor

<http://www.vmyg.org.uk/pages/resources/books/caplist%202003.htm>



Sailing Images from the Web.

SMYS Skipper Graham Rochester seems to have a knack for finding the intriguing, the outrageous and the downright funny when it comes to sailing images on the internet so it would only seem fair that we devote a few pages to some of the best that Graham has sent in this month to share amongst us all. *Thanks Graham*





Armchair Sailor Weblinks

Associations and Clubs

Australian Radio Yachting Association
www.radiosailing.org.au

New South Wales Radio Yachting Association
www.radiosailingnsw.org.au

IOM Ireland, Irish IOM Site
www.iomireland.org

International One Metre Site
www.iomclass.org

International One Metre Forum
www.iomclass.org/phpBB2

International Sailing Federation
www.sailing.org

ISAF Radio Sailing Division
(+IOM Rules)
www.radiosailing.org

UK Model Yachting Association
www.radiosailing.org.uk

American Model Yacht Association
www.modelyacht.org

New Zealand RC Yachting
www.radioyachting.com

RC Yacht Plans

Simple Build IOM Plans
www.modellsegeln-bodensee.de/bootsbau.php

Free 10 Rater Plans
modelyacht.org/10rater.html

Free IOM Plan for Scharming Mk8
www.classe1metre.org

Free IOM Design
www.iomclass.org/phpBB2/viewtopic.php?t=1074

Free downloadable Yacht Designs
modellsegeln.net/links

IOM , 3R Plans
www.shermanyachts.com/informational/

MMI Free RG 65 Plan
www.marinemodelmagazine.com/downloads/?cid=3686

More Free RG65 Plans
<http://www.rg65.de/plaene.php>

Suppliers and Businesses

Power Sails NZ
www.powersails.radioyachting.com

Frank Russel Designs
www.hotkey.net.au/~frussell/

Radio Yachting Supplies Australia
www.rcyachts.net/rysa

RMG Smartwinch,
www.users.bigpond.com/rmgsw

Brad Gibson Radio Yachts & Sails
freespace.virgin.net/bgrc.yachting/

Victor Model Products (Soling 1M)
www.victor-model.com

Boatbooks (boat book shop)
www.boatbooks-aust.com.au

Marine Modelling Int Magazine
www.traplet.com

Rod Carr Sails
www.carrsails.com/

General Interest (International Classes)

Detailed catalogue of IOM's and Marbel-heads
thesailor1.tripod.com/index.htm

German IOM Kite Project
modellsegeln.net/kite/kiteIOM

Hull Building Information
www.ourwalden.bizland.com/rcsailing/

One Metre Web site
www.onemetre.net

General Interest

RG65's
<http://www.rg65.com/portal/index.php>

Sailing Simulator
<http://www.virtualskipper-game.com/en/liens/index.php>

Wind Warrior Yachts

www.windwarioryachts.com

The Footy 12 inch RC Yacht
homepages.ihug.co.nz/~bsmack

Italian RC Yachting Info
www.velarc.it

General and RC Yachting Info
www.bridgeboats.fut.net/

Australian 1.5 metre Class
www.nmsc.bravehost.com/

Mini 12 Meter Yachts
www.mini12.ca/

K-Klasse RC Yacht
www.k-klasse.nl/

Sailing Simulator Software
(Free Demo D/Load)
www.sailsimulator.com

Classic, Vintage and Scale

J Class RC Yachts
www.cs.unr.edu/~arnold/jclass/

Classic Sailing Vessels
www.john-dowd.co.uk

Scale Model Boat Yard
www.scalemodelboatyard.co.uk

Vintage Model Yacht site
www.themodelyacht.com

Traditional Model Yacht Design Information
www.swcp.com/usvmyg/design/design.htm

RC Scale Sailing Vessels
www.scalesailing.org/

Bosun's Store

Abbey Archery

Supplier of Aluminium and Carbon Fibre
Arrow shafts (ideal for jib and main
booms)

U10/8 Victoria Ave Castle Hill 2154
8850 6400

Cut to Size Plastics

For all High Impact Polystyrene Sheet, Rod
and
tube etc.....Buy direct and save money.
24 Whiting st Artarmon

9439 7066

Radio Yacht Supplies Australia
Supplier of Model Yacht Fittings, Hulls,
Plans, Masts and Sails
17 Golden Oak Crescent Carindale QLD
4152, Ph (07) 3343 6711



DRAFTEX

A good source of Mylar Drafting Film used for
Yacht Sails.

Victoria Rd Gladesville

RUBBER PRODUCTS

For all o-rings grommets and a multitude of
other rubber products try Grippy Rubber
Products of 253 Victoria Rd, Rydalmere
NSW, Ph 9898 9688

or
Any Clark Rubber Outlet

Mr Ply and Wood

Looking for that elusive thin plywood sheet at
the right price then try Mr Ply and Wood.

Castle Hill Hobbies

RC Equipment, Batteries, Balsa Wood,
Glues and Paints etc...
Castle Hill Rd, Castle Hill
www.castlehillhobbies.com.au

Ph 9680 2976 ask for George and Leanne

Challenge Sailcloth

1/5 Clyde St, Rydalmere
ph 9638 1333

MINIMUMM 750MM RACING YACHT

For details on the Minimum
contact Frank O'Gallager on
9871 2858

Allplastics Engineering

Plastic Sheet and Rod etc...
Unit 20/380 Eastern Valley Way
Chatswood

9417 6111

The Last Page!



We all have days like this. Submitted by Graham Rochester



Check out the mainsail, a touch distracting ! Submitted by Ron Notter